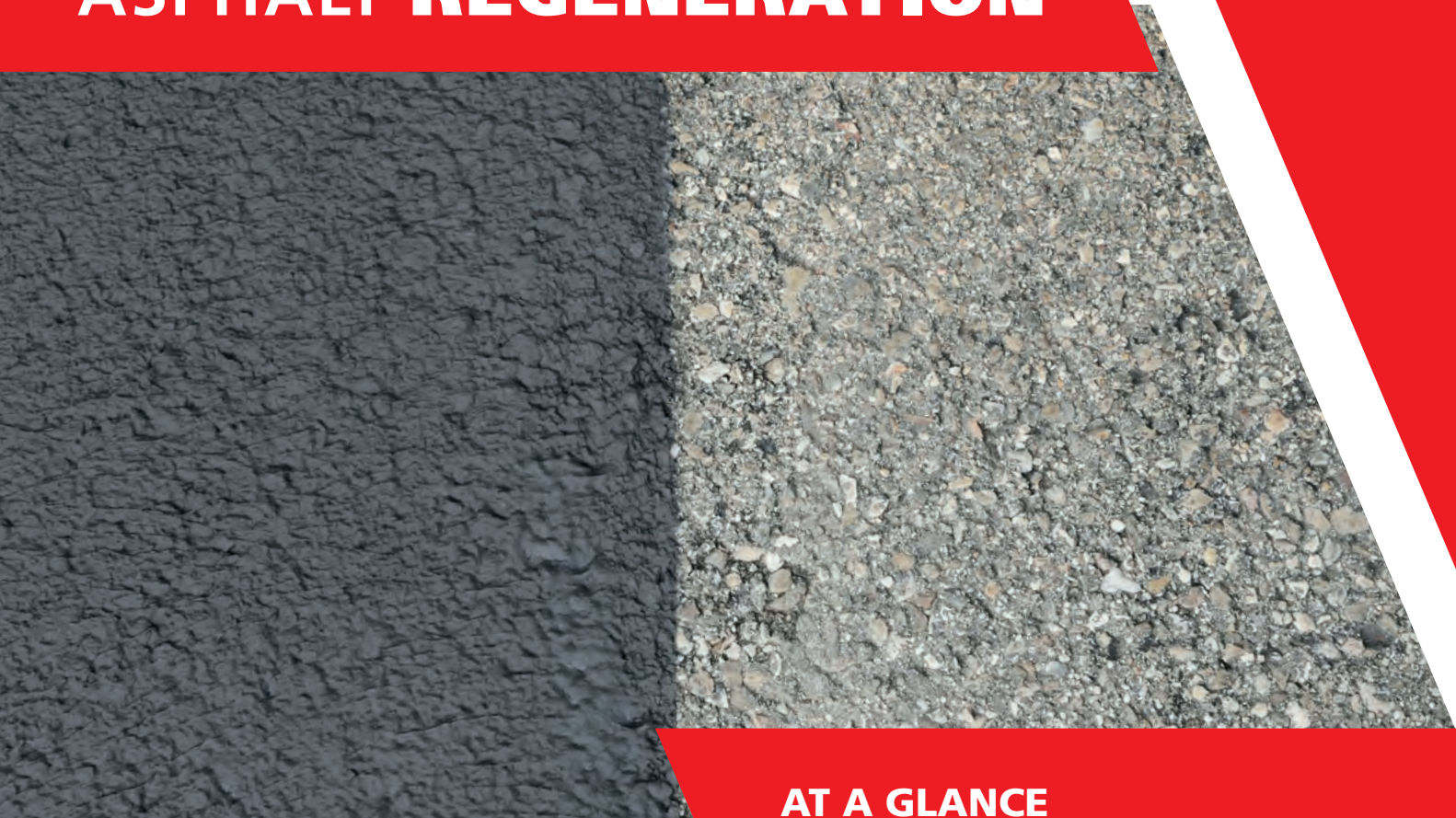




SCAN ME

ASPHALT REGENERATION




AREAS OF APPLICATION

- **Visual alignment** of different asphalt surfaces
- **Sealing fine cracks and open-pored/rough asphalt**
- **Regenerating lightly to moderately stressed traffic areas** (e.g. car parks, house driveways, courtyards, footpaths and cycle paths)

AT A GLANCE


Regenerating agent for maintaining asphalt surfaces

- ✓ **Fuel-resistant**
- ✓ **Easy to process**
- ✓ **Also suitable for interiors**
- ✓ **Cold-processable**




ASPHALT REGENERATION

STRADAFIX® is a fuel-resistant, mineral-filled, polymer-based slurry that can also be used in enclosed spaces.



Mix **STRADAFIX®** homogeneously using a suitable stirring device.



Mask the surface at the edges using a suitable adhesive tape* and then pour **STRADAFIX®** onto the underlay in portions.



Then spread evenly using a rubber spreader* ...



... and roll off in pore-filling strips using a sealing roller*.

PREREQUISITE

For sealing, the substrate must be dry, clean and free from oil/grease. Contaminated asphalt surfaces must be cleaned using a high-pressure cleaner. The cleaned surface must be damp, but not wet. The ground temperature should be between +10°C and +30°C during processing.

CONSUMPTION

Depending on the roughness of the substrate to be sealed, 1.0–2.5 kg/m² **STRADAFIX®** is required.

PRODUCT INFORMATION

Product	Packaging	Palletising
STRADAFIX®	15 kg tin bucket	36 or 48 tin buckets



STRADAFIX® is NOT suitable for levelling work! Any cracks in the underlay of 2–3 mm can be filled using STRADAFIX®. Once the pre-treated areas have dried completely, the surface can be covered using STRADAFIX®.

NOTE: Overlaps and drawing marks are caused due to processing and do not represent defects. In the case of open-pored, very rough underlay, applying two coats is recommended with drying time in between.

STRADAFIX® can be walked on after a few hours at warm temperatures.

*For sale from **VIALIT**

www.vialit.at